



DAMPER ACTUATOR



BEAM...(S)10 SERIES

STANDART DAMPER ACTUATOR

Modulating Control

BEAM24-10
BEAM24S-10
BEAM230-10
BEAM230S-10

- Torque : 10Nm
- Running time: <35S (90°)
- Nominal voltage: AC/DC 24V/ AC 230V
- Control: 0(2)...10VDC/0(4)...20mA
- Feedback: 0(2)...10VDC/0(4)...20mA
- Model with "S" type contains 2 auxiliary switches

10Nm

BEAM...(S)10 SERIES

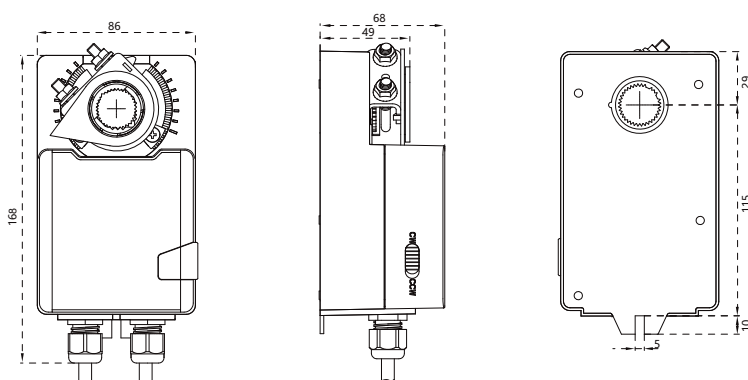
STANDARD DAMPER ACTUATOR

Modulating Control

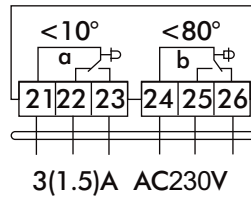
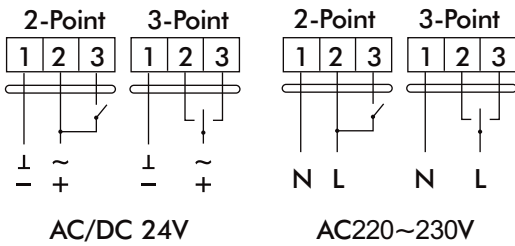
Technical specification

	BEAM24-10/BEAM24S-10	BEAM230-10/BEAM230S-10
Electrical data		
Nominal voltage	AC/DC 24V 50/60Hz	AC 230V 50/60Hz
Nominal voltage range	AC/DC 19.2...28.8V	AC85...265V
Power consumption	4.5W@Nominal torque / 0.5W@holding	4.5W@Nominal torque / 0.5W@holding
Transformer capacity	9.5VA	
Wire sizing	0.5mm ²	
Function data		
Damper size	2m ²	
Direction of rotation	Manual regulation	
Manual override	Gearing latch disengaged by pushbutton, self-resetting	
Angle of rotation	Max90	
Sound power level	40dB	
Position indication	Mechanical	
Working Conditions		
Protection class	III (safety low voltage)	II (totally insulated)
Protection level	IP54	
Ambient temperature	-20...+50°C / IEC 721-3-3	
Inventory temperature	-30...+80°C / IEC 721-3-2	
Humidity test	95%RH, non condensing / EN 60730-1	
Dimensions / Weight		
Dimensions(L×W×H)	See" Dimensions"	
Shaft length	>60mm	
Shaft diameter	φ10...φ20mm ○10X10...14X14 □	
Weight	< 1.1kg	

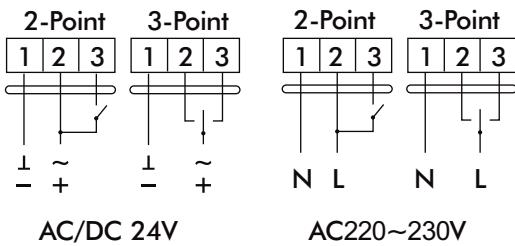
Actuator Dimensions



On-Off Wiring Diagram

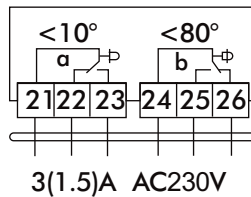
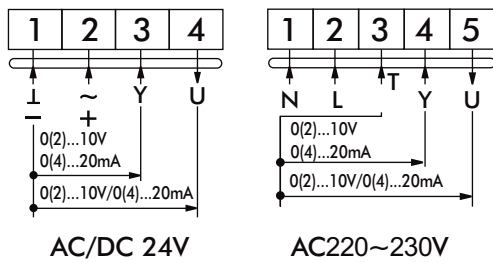


Applies to:	Standard	Fast
24V	BEA24S-5 BEA24S-10 BEA24S-20 BEA24S-40	BEA24S-5Q BEA24S-10Q BEA24S-20Q BEA24S-40Q
230V	BEA230S-5 BEA230S-10 BEA230S-20 BEA230S-40	BEA230S-5Q BEA230S-10Q BEA230S-20Q BEA230S-40Q

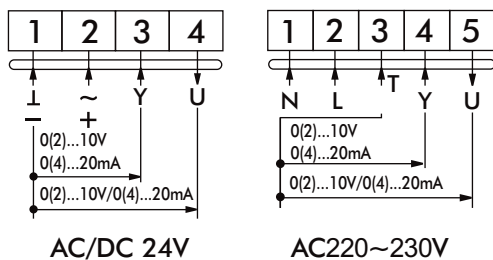


Applies to:	Standard	Fast
24V	BEA24-5 BEA24-10 BEA24-20 BEA24-40	BEA24-5Q BEA24-10Q BEA24-20Q BEA24-40Q
230V	BEA230-5 BEA230-10 BEA230-20 BEA230-40	BEA230-5Q BEA230-10Q BEA230-20Q BEA230-40Q

Modulating Wiring Diagram



Applies to:	Standard	Fast
24V	BEAM24S-5 BEAM24S-10 BEAM24S-20 BEAM24S-40	BEAM24S-5Q BEAM24S-10Q BEAM24S-20Q BEAM24S-40Q
230V	BEAM230S-5 BEAM230S-10 BEAM230S-20 BEAM230S-40	BEAM230S-5Q BEAM230S-10Q BEAM230S-20Q BEAM230S-40Q



Applies to:	Standard	Fast
24V	BEAM24-5 BEAM24-10 BEAM24-20 BEAM24-40	BEAM24-5Q BEAM24-10Q BEAM24-20Q BEAM24-40Q
230V	BEAM230-5 BEAM230-10 BEAM230-20 BEAM230-40	BEAM230-5Q BEAM230-10Q BEAM230-20Q BEAM230-40Q

Installation Manual

